


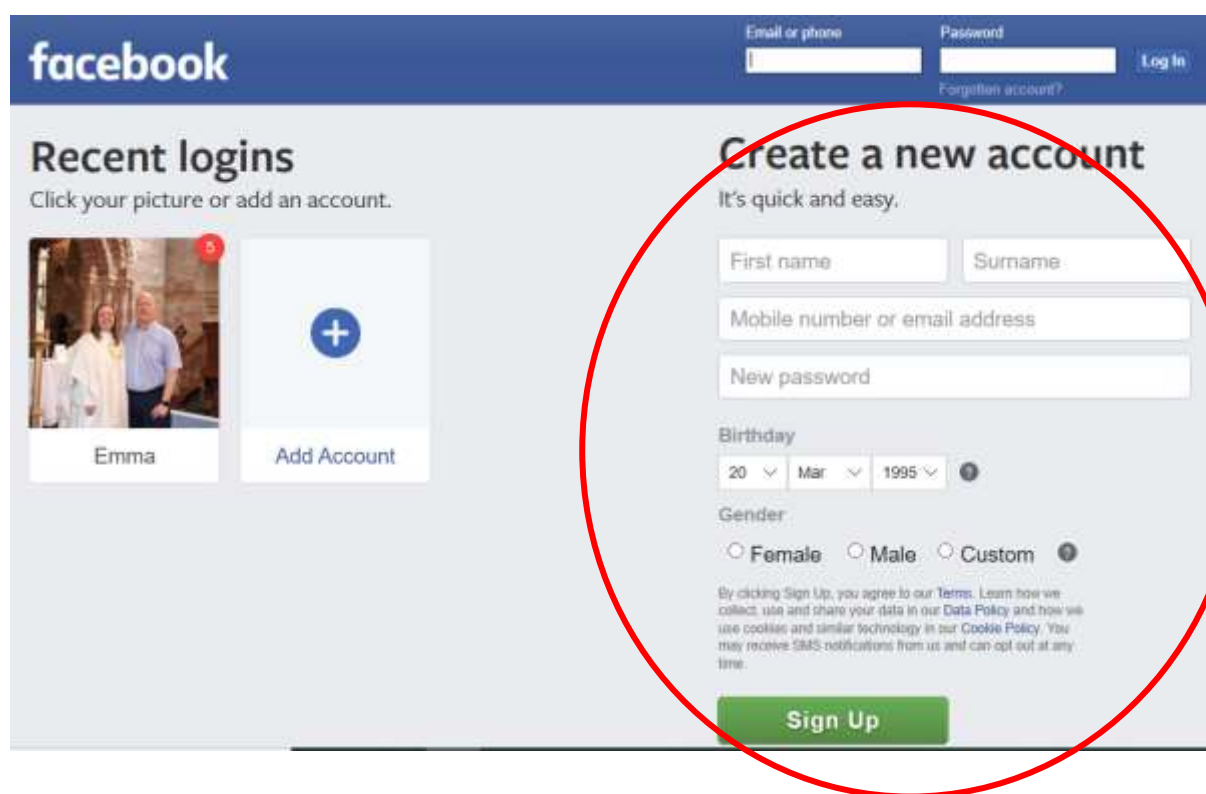
## Facebook Instructions

Over the coming weeks, we will be sharing extra material on our Facebook pages at Christ Church and St James, such as, info about church, reflections, prayers and hymns, as well as, sharing Morning Prayer together via Live streaming. So, it would be worth your joining Facebook if you can, to keep in touch with church, but it's also a great way to keep in touch with friends and family too if you are self-isolating or social distancing.

If you are unsure how to set up Facebook, then ask a friend or follow the instructions below:



Go onto the internet and search for [www.facebook.com](https://www.facebook.com)



The above will then be visible – create a new account on the right of the screen. If you are using a computer then use your e-mail address and then add a password (you will use your e-mail address and password to log-in in the future).

Once you have added all of the details then click sign up at the bottom of the screen.

## Enter the code from your email

Let us know that this email address belongs to you. Enter the code from the email sent to you

FB-

[Send Email Again](#)

[Update Contact Info](#)

[Continue](#)


You will then need to verify that the account is set up to the correct e-mail. This is done by an e-mail sent to your e-mail account which will include a set up code. Put the set-up code in the box and then press continue.

[Next](#)

### Add Friends

Select your friends from the list below.

**People you may know**

 **Lauren** is someone you may know.


[Add Friend](#) [Remove](#)

Facebook will then ask you to add any friends that you may know (note: the above I have crossed out the persons face and full name to protect their identity). Facebook may ask for access to your e-mail address book to search for people that you know on Facebook.

To add friends click on the add friend button – this will send them a friend request. When they accept your friend request, you will then be able to see posts from that person on your Facebook account. People will also send you friend requests too. For your own safety on-line **only** add friends or accept friend requests from people that you know. Once you are done click next.

## Welcome to Facebook,

### 1 Upload a profile picture



 Add Picture

OR

**Take a photo**  
With your webcam

Next Facebook will ask for you for a profile picture – this picture will come up on all correspondence on Facebook. You don't have to add a picture but it is easier for people to identify you if you include a picture. Use the add picture button to select a picture off your computer or take a photo using your webcam.

You are now set up on Facebook!

To be able to see content on the Christ Church or St James Facebook page you will need to 'like' the page:



For Christ Church in the search box at the top of the page type in Christ Church Lichfield and then click search. It will then come up with different options for your search – this is the one you are looking for:



For St James in the search box at the top of the page type in St James the Great London and then click search. It will then come up with different options for your search – this is the one you are looking for:




To get onto the page, move your mouse cursor onto the blue title (either Christ Church or St James) and when the little hand appears, click using your mouse.

You will now be on the page, for example, the St James page looks like this:



To see posts and events, you will need to click on the 'like' highlighted above. To see posts and events, just scroll down the page.



You will also get notifications of any new posts or events being added by the page (or indeed from any friends) – these will be shown by the little bell.

Also have a look and click on different things to see all of the different functionality that Facebook has got – you won't be able to break it (I haven't managed to break it yet!) so just have a play and see what you can find!

If you get stuck at any point use the question mark to search for queries.

To be get the livestreaming for morning prayer live – you will need to be logged into Facebook at the time. (Note: you will be able to watch the livestream afterwards at any time too if you are not available at the time slots)

To log in search for [www.facebook.com](http://www.facebook.com) on the internet:



Then add in your e-mail address and password and then click log-in at the top right.

When the church is live streaming, you will get a message appear 'Christ Church is live streaming' or 'St James in live streaming' – click on the message and this will take you through to the live stream.

Happy Facebooking everyone!

If you really are stuck then please call Revd. Emma on 01543 322742 and she will talk you through the process.